

Harness Part #: _____	Harness Configuration: CHEST STRAP: PT TB QC LEG STRAPS: PT TB QC WAIST BELT: YES NO CONNECTION LEGEND: PT: PASS-THROUGH TB: TONGUE BUCKLE QC: QUICK-CONNECT	Owner / Company: _____
Serial #: _____		Name of Inspector: _____
Date of First Use: _____		Signature: _____
Date of Manufacture: _____		Date of Inspection: _____

LABELS & MARKINGS PASS FAIL NOTE

- Label (Intact & Legible)
- Appropriate ANSI/OSHA/CSA Markings
- Inspections are Current / Up-to-Date
- Date of First Use
- Impact Indicator (Signs of Deployment)

HARDWARE (BUCKLES & D-RINGS) PASS FAIL NOTE

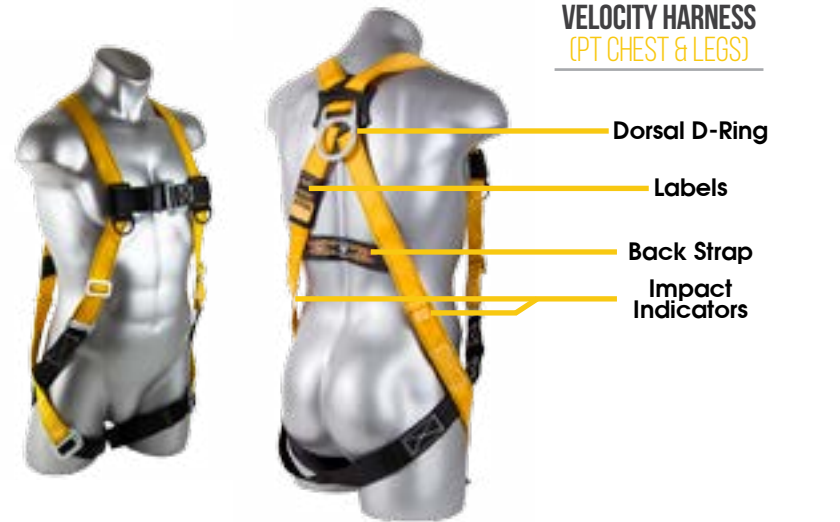
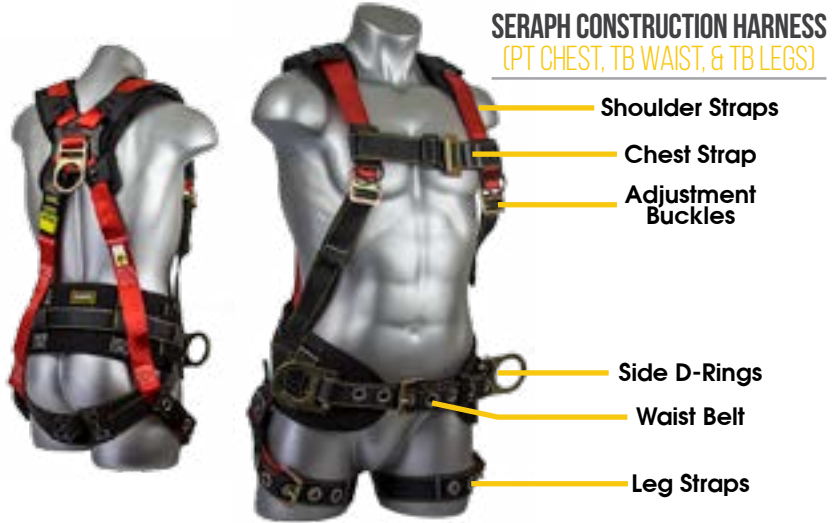
- Shoulder Adjustment Buckles
- Leg & Waist Buckles / Other Hardware
- D-Rings (Dorsal, Side, Shoulder, or Sternal)
- Corrosion / Pitting / Nicks

WEBBING PASS FAIL NOTE

- Shoulder / Chest / Leg / Back Straps
- Cuts / Burns / Holes
- Paint Contamination
- Excessive Wear
- Heat / UV Damage

STITCHING PASS FAIL NOTE

- Shoulder / Chest / Leg / Back Straps



NOTES

INSPECTION FORM

SELF-RETRACTING LIFELINE

SRL Part #: _____	Lifeline Material: _____	Owner / Company: _____
Serial #: _____	Web: _____	Name of Inspector: _____
Date of First Use: _____	Cable: STAINLESS GALVANIZED	Signature: _____
Date of Manufacture: _____	Length: _____	Date of Inspection: _____

LABELS & MARKINGS

PASS FAIL NOTE

- Label (Intact & Legible)
- Appropriate ANSI/OSHA/CSA Markings
- Inspections are Current / Up-to-Date
- Date of First Use

SHOCK PACK (IF PRESENT)

PASS FAIL NOTE

- Cover / Shrink Tube (Don't Cut or Remove)
- Damage / Fraying / Broken Stitching
- Impact Indicator (Signs of Deployment)

HOUSING

PASS FAIL NOTE

- Attachment Point
- Nuts / Bolts / Rivets / Screws
- Evidence of Damage (Dents/Cracks/Rust)

LIFELINE (WEB OR CABLE)

PASS FAIL NOTE

- Termination (Stitch, Splice, or Swage)
- Cuts / Fraying / Broken Stitching
- Excessive Wear
- Cable Separating / Bird-Caging
- Entire Length Retracts Smoothly
- Test Braking / Locking Function

CONNECTORS

PASS FAIL NOTE

- Connector (Self-Closing & Locking)
- Impact Indicator
- Hook Body / Rivets
- Corrosion
- Pitting / Nicks



NOTES

NEED MORE INFORMATION? CONTACT US:

PHONE: 1.800.466.6385 FAX: 1.800.670.7892

VISIT OUR WEBSITE: GUARDIANFALL.COM OR FIND US AT THESE SOCIAL SITES:



INSPECTION FORM ANCHORAGE CONNECTOR

Anchor Part #: _____	Anchor Material:	Owner / Company: _____
Serial #: _____	GALVANIZED STEEL ZINC-PLATED STEEL	Name of Inspector: _____
Date of First Use: _____	STAINLESS STEEL ALUMINUM	Signature: _____
Date of Manufacture: _____	WEB	Date of Inspection: _____
	OTHER: _____	

LABELS & MARKINGS PASS FAIL NOTE

Label (Intact & Legible)
Appropriate ANSI/OSHA/CSA Markings
Inspections are Current / Up-to-Date
Date of First Use

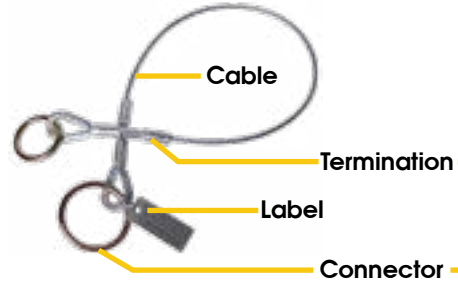
HARDWARE (IF APPLICABLE) PASS FAIL NOTE

Signs of Deformity
D-Ring / Connection Points
Hook Gate / Rivets (if applicable)
Corrosion / Pitting / Nicks


ANCHORAGE CONNECTOR PASS FAIL NOTE

Termination (Stitch, Splice, or Swage)
Deterioration / Corrosion
Cuts / Burns / Holes
Integrity of Welds / Rivets
Paint Contamination
Stitching / Wire Condition
Heat Corrosion / UV Damage
Separation / Bird-Caging

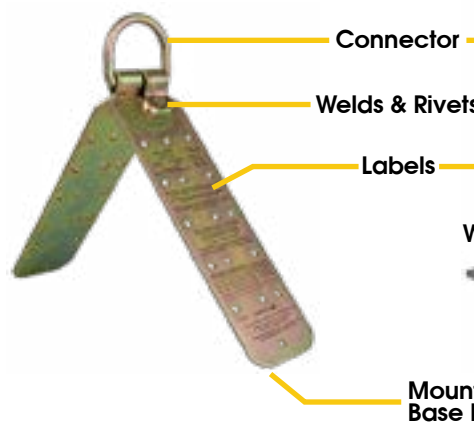
CABLE SLING ANCHOR




CROSS ARM STRAP



TEMPER ANCHOR



CB-12 ANCHOR



NOTES
